




Club Health Assessment for District 101 M through October 2025

			Status	Membership						Reports				Finance	LCIF	
Club Number	Club Name	Charter Date	Times in Status Quo in Past 2 Years	Current Member Count **	YTD Members Added	YTD Members Dropped	YTD Net Growth% ***	Member Count 1 Year Ago	Dropped Members Avg.Length of Service	Months Since Membership Update	Current Officers Reported ****	Current President Repeated Term	VP Reported *****	Last Date Reported Service (mm/yyyy)	Account Balance	YTD Donations
Clubs more than two years old																
18406	ALFTA	01/22/1973	Active	27	0	0	0.00%	24		6	Y	4				
18360	ARBOGA	10/22/1951	Active	19	0	0	0.00%	21		0	Y		N			
18359	ARVIKA	01/17/1956	Active	14	0	0	0.00%	15		5	Y		N	12/2019		
18408	AVESTA	12/28/1951	Active	37	3	0	8.82%	33		1	Y		N	11/2024		
18409	BERGSJÖ	09/01/1969	Active	12	0	0	0.00%	13		1	Y		N	12/2019		
18411	BORLÄNGE	05/28/1953	Active	18	0	0	0.00%	19		0	Y		N	05/2024		
46841	BORLÄNGE STORA TUNA	01/07/1987	Active	21	0	0	0.00%	19		1	Y		N	12/2018		
18357	EDA	01/21/1955	Active	13	0	1	-7.14%	14	6	0	Y	4		09/2018		
18414	FALUN	10/05/1951	Active(1)	15	1	1	0.00%	15	12	0	Y	3		01/2019		
18415	FÄRILA	12/11/1958	Active(1)	12	0	0	0.00%	12		6	Y		N			
18366	FJUGESTA	12/01/1965	Active	13	0	0	0.00%	14		6	Y	4				
18367	FORSHAGA	11/26/1969	Active	9	0	0	0.00%	9		18	Y	13		06/2017		
18416	FREDRIKSBERG	03/04/1959	Active	23	0	1	-4.17%	25	17	2	Y		N	04/2025		
18417	GAGNEF	11/15/1960	Active	10	0	0	0.00%	11		4	Y			01/2023		
53365	GAGNEF DALDOCKAN	06/11/1992	Active	22	0	1	-4.35%	23	20	2	N	2		06/2019		
18418	GÄVLE	04/24/1951	Active	27	1	1	0.00%	18	0	0	Y	3		12/2024		
18419	GÄVLE NORRA	11/19/1970	Active	21	2	0	10.53%	19		1	Y			04/2019		
18369	GRUMS	01/10/1967	Active	14	1	0	7.69%	14		0	Y	2	R	08/2022		
18370	HAGFORS	04/21/1965	Active	15	0	0	0.00%	15		4	Y		N	12/2022		
18372	HÄLLEFORS	02/11/1953	Active	11	0	0	0.00%	11		1	Y		N	09/2025		
18373	HALLSTAHAMMAR	02/03/1953	Active	37	5	0	15.63%	30		3	Y		N	05/2019	90+ Days	
18421	HAMRÄNGE	03/29/1963	Active	10	0	0	0.00%	9		8	Y	2				
18422	HEDEMORA	11/28/1950	Active	20	0	0	0.00%	22		0	Y		N	01/2020		
Exc Award (06/30/2018)																
18424	HORNDAL	10/15/1958	Active	12	0	2	-14.29%	16	20	0	Y		N			
18425	HUDIKSVALL	05/09/1952	Active	34	3	0	9.68%	33		0	Y		N			
18375	KARLSKOGA	04/20/1955	Active	9	0	0	0.00%	9		2	Y					




Club Health Assessment for District 101 M through October 2025

			Status	Membership						Reports					Finance	LCIF
Club Number	Club Name	Charter Date	Times in Status Quo in Past 2 Years	Current Member Count **	YTD Members Added	YTD Members Dropped	YTD Net Growth% ***	Member Count 1 Year Ago	Dropped Members Avg.Length of Service	Months Since Membership Update	Current Officers Reported ****	Current President Repeated Term	VP Reported *****	Last Date Reported Service (mm/yyyy)	Account Balance	YTD Donations
49196	KARLSTAD ALMEN	02/02/1989	Active	16	0	0	0.00%	14		2	Y			09/2025	90+ Days	
18378	KIL	01/26/1967	Active(1)	5	0	0	0.00%	7		7	N	None		02/2020		
33554	KILSBERGEN	03/29/1977	Active	13	0	0	0.00%	13		0	Y	4		06/2025		
18380	KOLSA	03/31/1969	Active	25	0	0	0.00%	23		4	Y	3		04/2022		
18383	KRISTINEHAMN	03/31/1953	Active	35	0	0	0.00%	36		2	Y	3				
18427	KRYLBO	02/11/1960	Active	19	0	0	0.00%	23		1	Y	3		04/2019		
18384	KUMLA	03/17/1953	Active	15	0	0	0.00%	15		16	Y	3	R	01/2018		
18385	KUNGSÖR	01/28/1954	Active	20	2	0	11.11%	14		1	Y	7				
37740	KVICKSUND	11/30/1979	Active	14	1	0	7.69%	12		1	Y	6	R			
18387	LINDESBERG	01/29/1953	Active	16	0	0	0.00%	17		9	Y	2		10/2017		
54029	LINDESBERG KRISTINA	02/02/1993	Active	26	0	0	0.00%	27		0	Y	2	R	03/2024	90+ Days	
Exc Award (06/30/2018)																
18429	LJUSDAL	02/27/1953	Active	18	0	0	0.00%	18		20	N	None				
18430	LUDVIKA	06/02/1954	Active	32	0	1	-3.03%	30	7	1	Y			09/2025		
54263	LUDVIKA ÄNGSKLOCKAN I LUDVIKA	03/24/1993	Active	27	0	0	0.00%	27		4	Y		IP	07/2025		
18431	MALUNG	05/23/1962	Active	20	0	0	0.00%	21		3	Y		N	05/2021		
18432	MORA - ORSA	10/10/1958	Active	23	2	1	4.55%	22	11	1	Y			08/2019		
18389	NORBERG	03/20/1953	Active(2)	24	0	0	0.00%	22		3	N	None		10/2022		
18433	OCKELBO	04/06/1964	Active	6	0	0	0.00%	6		7	Y			09/2025		
18392	ÖREBRO LILLÅN	08/17/1970	Active	13	0	1	-7.14%	15	6	1	N	10				
18394	PÅLSBODA	11/20/1964	Active	14	0	0	0.00%	16		6	Y		N	04/2015		
18435	RÄTTVIK	02/02/1955	Active	9	0	0	0.00%	10		6	Y	3	R	05/2024		
18443	SÅLEN	11/21/1957	Active	11	0	0	0.00%	12		3	N	None				
18438	SÅTER	08/11/1955	Active(1)	27	0	0	0.00%	0		10	Y		R			
18404	SKULTUNA	04/20/1967	Active	18	0	0	0.00%	23		4	Y	2				
45901	STORÅ	03/24/1986	Active(1)	25	0	0	0.00%	26		5	Y		N			
18441	SUNDBORN	03/05/1970	Active	18	1	0	5.88%	16		0	Y		N	01/2020		
18399	SURAHAMMAR	01/21/1960	Active	16	0	0	0.00%	16		10	Y	2				



Club Health Assessment for District 101 M through October 2025



Club Number	Club Name	Charter Date	Status	Membership						Reports				Finance	LCIF
			Times in Status Quo in Past 2 Years	Current Member Count **	YTD Members Added	YTD Members Dropped	YTD Net Growth***	Member Count 1 Year Ago	Dropped Members Avg.Length of Service	Months Since Membership Update	Current Officers Reported ****	Current President Repeated Term	VP Reported *****	Last Date Reported Service (mm/yyyy)	Account Balance
18442	SVÄRDSJÖ	11/10/1966	Active	16	1	2	-5.88%	17	29	1	Y	11	06/2024		
18591	TIERP	06/21/1954	Active	18	0	2	-10.00%	18	74	1	Y				

Clubs Cancelled Previous Fiscal Year – Clubs Cancelled within last 12 months may be reinstated

Club Number	Club Name	Charter Date	Current Status*	Cancellation Date
18361	ASKERSUND	01/26/1960	Cancelled(6*)	07/29/2024
18371	HALLSBERG	09/20/1961	Cancelled(6*)	06/29/2025
18379	KOLBÄCK	02/03/1966	Cancelled(6*)	06/29/2025
18398	SUNNE	11/28/1956	Cancelled(6*)	06/29/2025
18444	VALBO	01/22/1960	Cancelled(6*)	06/29/2025
18405	VÄSTERÅS LUNDBY	12/15/1970	Cancelled(6*)	01/29/2025

Current Total Clubs Count	YTD New Clubs Count	YTD Cancelled Clubs Count	YTD Net Club Gain	Current Total Members Count	YTD Add	YTD Drop	YTD Net Growth	YTD Net Growth %	Member Count 12 Months Ago	Average Member Count Per Club	% of Clubs with less than 20 members	% No Officer Report in 12 Months	% of Clubs with balance 90+ days	Number of Clubs in Status Quo	% Status Quo Clubs in Financial Suspension	Number of Cancelled Clubs	Average Cancelled Club Age	Members Lost Due to Cancellation	% of Clubs Cancelled for Non-Financial Reasons
55	0	0	0	1,014	23	14	9	0.90%	979	18	62%	0%	7%	0	0%	0	0	0	0%

* - P - Priority Club. Cancellation Reasons: 1-Objectives/conduct, 2-Non-active club, 5-Non-existing club, 6-Disbanding, 7-Merger, 8-Financial Suspension, 9-District/Multiple District Dues.

** Red denotes below 15 active members.

*** Red denotes 20% + loss.

**** Y - all 3 (President, Secretary, Treasurer) club officers reported, N - not all 3 reported.

***** Abbreviation: N-New, IP-Immediate Past, R-Repeat.



Club Health Assessment for District 101 N through October 2025

			Status	Membership					Reports					Finance	LCIF	
Club Number	Club Name	Charter Date	Times in Status Quo in Past 2 Years	Current Member Count **	YTD Members Added	YTD Members Dropped	YTD Net Growth% ***	Member Count 1 Year Ago	Dropped Members Avg.Length of Service	Months Since Membership Update	Current Officers Reported ****	Current President Repeated Term	VP Reported *****	Last Date Reported Service (mm/yyyy)	Account Balance	YTD Donations
Clubs more than two years old																
54471	ÄNGE ZENITH	05/14/1993	Active	21	0	0	0.00%	21		5	Y		N	03/2019		
18607	BODEN	05/06/1953	Active	28	0	1	-3.45%	29	23	0	Y	8				
18608	BOLIDEN	05/22/1969	Active	17	0	0	0.00%	17		1	Y	2	N	12/2018		
18492	BRUNFLO	02/22/1960	Active	20	0	2	-9.09%	26	21	0	Y	4		03/2022		
18615	HAPARANDA	02/09/1956	Active	13	0	0	0.00%	19		4	Y		N			
18501	HÄRNÖSAND	05/16/1952	Active	21	0	0	0.00%	23		0	Y	5		08/2019		
18617	JOKKMOKK	02/02/1960	Active	18	0	0	0.00%	20		0	Y	10				
18507	JUNSELE	11/01/1961	Active	18	0	0	0.00%	18		1	Y					
Exc Award (06/30/2018)																
18618	KALIX	03/09/1955	Active	33	0	0	0.00%	34		4	Y		N	05/2018		
18509	LÄNGSELE	04/27/1970	Active	13	2	1	8.33%	12	10	0	Y	4	N	04/2025		
18510	LIT	04/05/1967	Active	18	0	1	-5.26%	19	55	3	Y		IP	05/2022		
18620	LULEÅ	11/18/1952	Active	37	1	0	2.78%	38		0	Y			10/2025		
Exc Award (06/30/2018)																
18622	LYCKSELE	03/05/1962	Active	28	0	0	0.00%	26		0	Y		N	11/2024		
18528	MATFORS	02/10/1960	Active	12	1	1	0.00%	13	11	2	Y	2	R	04/2019		
18512	NÄSÅKER	01/08/1964	Active(1)	13	0	0	0.00%	13		0	Y		N	10/2019		
18515	NYLAND	02/09/1960	Active	18	1	0	5.88%	19		0	Y					
18516	ÖRNSKÖLDSVIK	11/11/1953	Active	9	1	1	0.00%	10	1	2	Y			09/2020		
18626	ÖVERKALIX	01/26/1958	Active	16	0	2	-11.11%	17	0	1	Y		IP	10/2018		
18628	PAJALA	05/22/1969	Active(1)	8	0	0	0.00%	8		7	Y	3				
18629	PITEÅ	04/01/1955	Active	32	0	3	-8.57%	36	8	0	Y	2	N	02/2020		
48427	PITEÅ ÖJEBYN	04/11/1988	Active	44	0	1	-2.22%	39	17	1	Y		R	11/2023		
18630	RÅNEÅ	02/08/1956	Active	12	0	0	0.00%	11		12	Y	2				
18631	ROBERTSFORS	02/21/1964	Active	33	1	0	3.13%	30		0	Y		N			
18632	SKELLEFTEÅ	01/10/1953	Active	18	0	1	-5.26%	20	1	0	Y	3		12/2022		
18520	SOLLEFTEÅ	11/24/1953	Active	33	0	1	-2.94%	34	18	1	Y		N	09/2025		



Club Health Assessment for District 101 N through October 2025

			Status	Membership						Reports				Finance	LCIF	
Club Number	Club Name	Charter Date	Times in Status Quo in Past 2 Years	Current Member Count **	YTD Members Added	YTD Members Dropped	YTD Net Growth% ***	Member Count 1 Year Ago	Dropped Members Avg.Length of Service	Months Since Membership Update	Current Officers Reported ****	Current President Repeated Term	VP Reported *****	Last Date Reported Service (mm/yyyy)	Account Balance	YTD Donations
54331	SOLLEFTEÅ NIPSIPPAN	04/12/1993	Active	31	0	1	-3.13%	34	5	1	Y	2	R	10/2025		
Exc Award (06/30/2023)																
18521	STÖDE	04/05/1968	Active	18	0	2	-10.00%	20	14	3	Y		N	12/2017		
18634	STORUMAN	01/29/1955	Active	9	0	0	0.00%	11		7	N	None			90+ Days	
18523	SUNDSVALL	09/06/1951	Active	22	3	0	15.79%	20		0	Y		N	05/2018	90+ Days	
18637	TÖRE	02/05/1960	Active	16	0	0	0.00%	17		5	Y		N			
18527	TORP	03/16/1955	Active	18	0	0	0.00%	20		4	Y		N			
18639	VÄNNÄS	01/26/1960	Active	20	0	1	-4.76%	21	10	1	Y		N	11/2021		
18640	VILHELMINA	02/06/1963	Active	21	0	0	0.00%	28		3	Y		N	06/2020		
18641	VINDELN	10/28/1958	Active	21	0	0	0.00%	21		7	Y		IP			

Clubs Cancelled Previous Fiscal Year – Clubs Cancelled within last 12 months may be reinstated

Club Number	Club Name	Charter Date	Current Status*	Cancellation Date
18486	ÅNGE	10/22/1952	Cancelled(8*)	06/29/2025
18606	BJURHOLM	02/15/1956	Cancelled(8*)	12/30/2024
18496	FUNÄSDALEN	09/21/1962	Cancelled(6*)	06/29/2025

Current Total Clubs Count	YTD New Clubs Count	YTD Cancelled Clubs Count	YTD Net Club Gain	Current Total Members Count	YTD Add	YTD Drop	YTD Net Growth	YTD Net Growth %	Member Count 12 Months Ago	Average Member Count Per Club	% of Clubs with less than 20 members	% No Officer Report in 12 Months	% of Clubs with balance 90+ days	Number of Clubs in Status Quo	% Status Quo Clubs in Financial Suspension	Number of Cancelled Clubs	Average Cancelled Club Age	Members Lost Due to Cancellation	% of Clubs Cancelled for Non-Financial Reasons
34	0	0	0	709	10	19	-9	-1.25%	744	21	53%	0%	6%	0	0%	0	0	0	0%

* - P - Priority Club. Cancellation Reasons: 1-Objectives/conduct, 2-Non-active club, 5-Non-existing club, 6-Disbanding, 7-Merger, 8-Financial Suspension, 9-District/Multiple District Dues.

** Red denotes below 15 active members.

*** Red denotes 20% + loss.

**** Y - all 3 (President, Secretary, Treasurer) club officers reported, N - not all 3 reported.

***** Abbreviation: N-New, IP-Immediate Past, R-Repeat.




Club Health Assessment for District 101 O through October 2025

			Status	Membership						Reports				Finance	LCIF	
Club Number	Club Name	Charter Date	Times in Status Quo in Past 2 Years	Current Member Count **	YTD Members Added	YTD Members Dropped	YTD Net Growth% ***	Member Count 1 Year Ago	Dropped Members Avg.Length of Service	Months Since Membership Update	Current Officers Reported ****	Current President Repeated Term	VP Reported *****	Last Date Reported Service (mm/yyyy)	Account Balance	YTD Donations
Clubs more than two years old																
18446	ÅBY	03/21/1962	Active	18	0	0	0.00%	18		10	Y	3		01/2022		
18531	ALMUNGE	12/27/1971	Active	9	0	0	0.00%	9		76	N	None				
44854	ÅLTA	04/09/1985	Active(1)	9	0	0	0.00%	12		5	Y	4				
18447	ÅTVIDABERG	12/21/1953	Active	9	1	0	12.50%	8		2	N	None		09/2017		
18532	BÅLSTA	05/05/1959	Active	27	3	1	8.00%	25	1	1	Y	4	R	12/2023		
42084	BJÖRKLINGE	12/27/1982	Active	12	0	0	0.00%	13		2	Y		IP	07/2025		
18449	BORENSBERG	12/02/1957	Active	32	1	1	0.00%	32	18	3	Y		N		90+ Days	
18536	DANDERYD	01/23/1957	Active	17	0	1	-5.56%	20	43	0	Y	14	R	05/2022		
30733	ENKÖPING ÅSUNDA	05/13/1975	Active	36	1	2	-2.70%	36	8	0	Y	3		09/2025		
18453	FINSPÅNG	03/10/1954	Active(1)	23	0	1	-4.17%	24	15	1	N		N	10/2023		
Exc Award (06/30/2018)																
18455	GNESTA	11/22/1955	Active	37	3	2	2.78%	34	13	0	Y	2	N	12/2024		
Exc Award (06/30/2023)																
18544	GRILLBY	09/14/1965	Active	20	0	0	0.00%	20		12	Y		N			
58787	HAGUNDA	10/23/1996	Active	18	0	2	-10.00%	22	29	0	N	None		05/2018		
18543	HALLSTAVIK/VÄDDÖ	03/08/1955	Active	13	0	0	0.00%	14		5	Y	4	N	08/2023		
18545	HUDDINGE	09/30/1958	Active	14	1	0	7.69%	13		3	Y		IP	06/2018		
18459	KISA	01/21/1954	Active	45	0	0	0.00%	44		7	Y		N	01/2022		
18549	KNIVSTA	02/01/1967	Active	30	0	0	0.00%	29		4	Y		N	12/2023		
18460	KOLMÅRDEN	03/09/1964	Active	15	2	1	7.14%	14	19	0	Y	4	R	10/2025		
18462	LINKÖPING	02/12/1970	Active	40	0	0	0.00%	46		1	Y	2	N	01/2024		
18467	MJÖLBY	05/20/1953	Active	14	0	0	0.00%	13		4	Y		N			
18468	MOTALA	06/05/1951	Active	24	0	0	0.00%	24		0	Y			04/2022		
18553	NORRTÄLJE	06/07/1951	Active	39	0	0	0.00%	42		2	Y		R	06/2025		
45590	ÖREGRUND	12/02/1985	Active	19	2	1	5.56%	19	3	2	N	6			90+ Days	
18555	ÖRSUNDSBRO	03/07/1963	Active	28	1	1	0.00%	30	26	1	Y		N	06/2025		
18556	ÖSTERÅKER	04/06/1961	Active	32	1	0	3.23%	30		0	Y	2	N	10/2023		




Club Health Assessment for District 101 O through October 2025

			Status	Membership					Reports					Finance	LCIF			
Club Number	Club Name	Charter Date	Times in Status Quo in Past 2 Years	Current Member Count **	YTD Members Added	YTD Members Dropped	YTD Net Growth% ***	Member Count 1 Year Ago	Dropped Members Avg.Length of Service	Months Since Membership Update	Current Officers Reported ****	Current President Repeated Term	VP Reported *****	Last Date Reported Service (mm/yyyy)	Account Balance	YTD Donations		
18537	ÖSTERBYBRUK-DANNEMOR A	09/10/1958	Active(1)	15	0	2	-11.76%	16	3	0	Y	2		06/2024	90+ Days	\$40.00		
18558	ÖSTHAMMAR	04/18/1952	Active	15	0	0	0.00%	18		2	Y			04/2023				
18473	OXELÖSUND	12/05/1957	Active	28	0	1	-3.45%	30	25	0	Y	3	N	12/2023				
18559	RIMBO	04/02/1954	Active	1	0	0	0.00%	11		0	N	2		12/2021				
18396	SALA	09/20/1951	Active	25	0	0	0.00%	26		0	Y	3		06/2018				
18561	SALTSJÖBADEN	03/03/1954	Cancelled(6*)	0	0	0	0.00%	12		4	N	None		01/2025				
18562	SIGTUNA	03/30/1953	Active	48	1	0	2.13%	49		0	Y		N	09/2022				
18474	SKÄNNINGE	10/21/1958	Active	39	0	0	0.00%	38		2	Y		N	04/2025				
18563	SLITE	02/12/1963	Active	17	3	1	13.33%	16	56	0	Y		N	09/2024	\$20.00			
32623	SÖDERTÄLJE S:A RAGNHILD	07/08/1976	Active	8	0	0	0.00%	9		3	Y		N	02/2024				
18566	STOCKHOLM	03/24/1948	Active	15	0	1	-6.25%	16	62	1	Y		IP	12/2023				
18572	STOCKHOLM BROMMA	06/04/1953	Active(1)	20	0	0	0.00%	20		4	Y	3		12/2018			90+ Days	
18576	STOCKHOLM GLOBEN	02/21/1956	Active	20	0	0	0.00%	21		2	Y		R	10/2023				
18478	STRÄNGNÄS	05/11/1949	Active	10	0	3	-23.08%	17	7	1	Y			10/2025				
18588	SUNDBYBERG	02/10/1955	Active	29	1	0	3.57%	32		2	Y	2	N	11/2021				
Exc Award (06/30/2024)																		
18479	TORSHÄLLA	06/26/1953	Active(1)	15	0	0	0.00%	18		4	Y			09/2022	\$80.00			
18480	TROSA	11/28/1956	Active	33	0	0	0.00%	38		2	Y			12/2024				
18481	TURINGE	05/13/1970	Active	20	1	0	5.26%	17		0	Y		N	09/2025				
18592	TYRESÖ	06/22/1960	Active	13	0	0	0.00%	15		0	Y	6	R	12/2023				
18593	UPPLANDS VÄSBY	07/21/1956	Active	9	0	0	0.00%	9		4	Y	2		04/2019				
18594	UPPSALA	06/08/1949	Active	19	0	0	0.00%	22		5	Y	2	R	05/2022				
48540	UPPSALA DISA	05/10/1988	Active	29	0	0	0.00%	30		5	Y		N	04/2025				
18482	VADSTENA	01/13/1955	Active	23	0	0	0.00%	21		4	Y		N	06/2024				
18598	VALLENTUNA	06/12/1969	Active(1)	10	0	1	-9.09%	18	7	2	Y	7		12/2022				
18600	VÄSTERHANINGE	11/28/1957	Active	23	0	0	0.00%	23		0	N	None		12/2022				
18601	VAXHOLM	04/23/1956	Active	28	0	0	0.00%	28		3	Y	5	N	06/2023				
18602	VISBY	08/11/1954	Active	20	0	0	0.00%	20		9	Y	2	R	05/2025				



Club Health Assessment for District 101 O through October 2025

				Status	Membership					Reports				Finance	LCIF	
Club Number	Club Name	Charter Date	Times in Status Quo in Past 2 Years	Current Member Count **	YTD Members Added	YTD Members Dropped	YTD Net Growth% ***	Member Count 1 Year Ago	Dropped Members Avg.Length of Service	Months Since Membership Update	Current Officers Reported ****	Current President Repeated Term	VP Reported *****	Last Date Reported Service (mm/yyyy)	Account Balance	YTD Donations

Clubs Cancelled Previous Fiscal Year – Clubs Cancelled within last 12 months may be reinstated

Club Number	Club Name	Charter Date	Current Status*	Cancellation Date
52390	STOCKHOLM MÄSSAN	01/08/1992	Cancelled(6*)	03/29/2025
18589	TÄBY	09/25/1957	Cancelled(6*)	06/29/2025
18483	VALDEMARSVIK	12/21/1959	Cancelled(6*)	10/29/2024

Current Total Clubs Count	YTD New Clubs Count	YTD Cancelled Clubs Count	YTD Net Club Gain	Current Total Members Count	YTD Add	YTD Drop	YTD Net Growth	YTD Net Growth %	Member Count 12 Months Ago	Average Member Count Per Club	% of Clubs with less than 20 members	% No Officer Report in 12 Months	% of Clubs with balance 90+ days	Number of Clubs in Status Quo	% Status Quo Clubs in Financial Suspension	Number of Cancelled Clubs	Average Cancelled Club Age	Members Lost Due to Cancellation	% of Clubs Cancelled for Non-Financial Reasons
51	0	1	-1	1,112	22	22	0	0.00%	1,181	22	47%	0%	8%	0	0%	1	237	0	100%

* - P - Priority Club. Cancellation Reasons: 1-Objectives/conduct, 2-Non-active club, 5-Non-existing club, 6-Disbanding, 7-Merger, 8-Financial Suspension, 9-District/Multiple District Dues.

** Red denotes below 15 active members.

*** Red denotes 20% + loss.

**** Y - all 3 (President, Secretary, Treasurer) club officers reported, N - not all 3 reported.

***** Abbreviation: N-New, IP-Immediate Past, R-Repeat.



Club Health Assessment for District 101 S through October 2025

			Status	Membership						Reports				Finance		LCIF
Club Number	Club Name	Charter Date	Times in Status Quo in Past 2 Years	Current Member Count **	YTD Members Added	YTD Members Dropped	YTD Net Growth% ***	Member Count 1 Year Ago	Dropped Members Avg.Length of Service	Months Since Membership Update	Current Officers Reported ****	Current President Repeated Term	VP Reported *****	Last Date Reported Service (mm/yyyy)	Account Balance	YTD Donations
Clubs more than two years old																
18643	ÅHUS	02/26/1962	Active	56	1	2	-1.75%	57	27	0	Y		N	12/2024		
18644	ÅLMHULT	03/14/1957	Active	33	0	0	0.00%	31		3	Y		N	06/2025		
18706	ALVESTA	05/16/1953	Active	33	0	0	0.00%	34		3	Y	2	N			
18707	ANEBY	10/19/1965	Active	19	0	0	0.00%	18		1	Y		N			
18651	ÄNGELHOLM	11/23/1955	Active	22	0	0	0.00%	25		0	Y			05/2017		
34208	BARA	06/25/1977	Active	27	0	0	0.00%	27		6	Y	2	R	06/2018		
18646	BÅSTAD	10/15/1958	Active	29	0	0	0.00%	31		0	Y	2	R			
44173	BJERRED BJERSUND	07/02/1984	Active	10	0	0	0.00%	11		4	Y		IP			
18708	BORGHOLM	06/01/1971	Active	20	0	4	-16.67%	24	10	0	Y		N	11/2018		
45788	BRAÅS	02/03/1986	Active	9	0	0	0.00%	5		5	Y	3				
38313	BRÄKNE-HOBY	04/29/1980	Active	37	0	2	-5.13%	41	10	0	Y		N			\$10,360.29
18648	BROMÖLLA	03/22/1960	Active	20	0	0	0.00%	22		1	Y		N	06/2025		
18649	DALBY	09/09/1963	Active	34	1	1	0.00%	32	62	0	Y	2	R			
43368	DEGEBERGA SÖDRA GÅRDS	01/23/1984	Active	13	0	0	0.00%	13		18	Y		N			
18709	EKSJÖ	09/01/1953	Active	46	1	0	2.22%	45		1	Y		N			
18710	EMMABODA	11/22/1955	Active	33	1	0	3.13%	34		3	Y	3	R	12/2023	90+ Days	
Exc Award (06/30/2018)																
49967	FÄRJESTADEN	11/16/1989	Active	26	1	0	4.00%	26		0	Y	2	R	06/2025		
18658	HÄSSLEHOLM	12/20/1955	Active	38	0	2	-5.00%	40	22	0	Y					
35769	HELSINGBORG KÄRNAN	06/26/1978	Active	15	0	0	0.00%	18		6	Y	2				
18659	HELSINGBORG SOFIERO	04/10/1972	Active	7	0	0	0.00%	11		3	Y			11/2024		
18667	HÖGANÄS	11/17/1958	Active	11	0	0	0.00%	23		1	Y		IP			\$313.14
18718	HÖGSBY	04/01/1959	Active	27	0	0	0.00%	26		6	Y		N	03/2022		
18660	HÖÖR	05/04/1959	Active	29	2	0	7.41%	29		3	Y		N	01/2019		
18661	HÖRBY	10/10/1955	Active	45	0	1	-2.17%	46	1	2	Y		N			
18724	KALMAR	11/20/1953	Active	35	1	2	-2.78%	12	27	0	Y		N			
18722	KARLSHAMN	01/11/1955	Active	30	0	0	0.00%	31		1	Y	2	R	09/2025		



Club Health Assessment for District 101 S through October 2025

			Status	Membership						Reports				Finance	LCIF	
Club Number	Club Name	Charter Date	Times in Status Quo in Past 2 Years	Current Member Count **	YTD Members Added	YTD Members Dropped	YTD Net Growth***	Member Count 1 Year Ago	Dropped Members Avg.Length of Service	Months Since Membership Update	Current Officers Reported ****	Current President Repeated Term	VP Reported *****	Last Date Reported Service (mm/yyyy)	Account Balance	YTD Donations
18723	KARLSKRONA	03/17/1954	Active	33	1	0	3.13%	32		1	Y		N	04/2016	90+ Days	\$1,000.00
Exc Award (06/30/2018)																
36903	KARLSKRONA JARRAMAS	04/05/1979	Active	44	1	0	2.33%	42		0	Y		N	12/2018		
18663	KÄVLINGE	01/02/1958	Active	25	1	0	4.17%	21		1	Y		IP			
18664	KLIPPAN	04/02/1958	Active	27	1	1	0.00%	27	0	0	Y		N	03/2017		
18666	KRISTIANSTAD	11/03/1952	Active	38	0	1	-2.56%	40	53	0	Y	2	R	06/2024		
Exc Award (06/30/2023, 06/30/2024)																
18726	LAMMHULT	11/21/1962	Active	15	0	0	0.00%	15		4	Y	2				
18669	LANDSKRONA	11/15/1951	Active	28	2	0	7.69%	22		1	Y	3	N	10/2016		
52327	LANDSKRONA CITADELLA	12/23/1991	Cancelled(6*)	0	0	1	-100.00%	15	43	0	N	None		10/2019		
35202	LÖDDEKÖPINGE	03/28/1978	Active	18	0	0	0.00%	20		4	Y			09/2023		\$2,087.61
18671	LOMMA	02/06/1961	Active	34	2	2	0.00%	28	40	0	Y	2	N			
18672	LÖNSBODA	08/29/1955	Active	20	0	0	0.00%	19		1	Y		R			
38649	MÅLILLA & MÖRLUNDA	06/18/1980	Active	22	0	0	0.00%	23		9	Y	3	R			
53924	MALMÖ ELLENBOGEN	12/28/1992	Active	29	1	0	3.57%	28		1	Y	2				
18676	MALMÖ MALMÖHUS	06/02/1953	Active	9	0	0	0.00%	10		1	Y	3	N			
18730	MÖNSTERÅS	09/01/1955	Active	15	0	0	0.00%	15		14	Y	4				
18731	MÖRBYLÅNGA	12/08/1954	Active	27	1	0	3.85%	26		1	Y		N			\$313.14
18732	NÄSSJÖ	02/02/1953	Active	37	0	0	0.00%	33		1	Y		N	05/2023		
18733	NYBRO	11/29/1957	Active	16	0	1	-5.88%	17	62	1	Y	7				\$509.63
18734	OLOFSTRÖM	10/27/1954	Active	19	0	0	0.00%	19		4	Y	3				
18680	OSBY	11/12/1953	Active	41	0	0	0.00%	37		1	N	None	N			
18665	ÖSTRA GÖINGE	01/24/1961	Active	21	0	1	-4.55%	22	5	1	Y	4				
18683	RÅÅ	03/01/1960	Active	32	0	3	-8.57%	38	22	2	Y		N			
18684	RENG HÖLLVIKEN	12/15/1966	Active	52	0	3	-5.45%	53	5	1	Y		N			\$13,007.08
41355	ROMELEÅSEN	05/05/1982	Active	28	0	0	0.00%	27		5	Y		N	01/2025		
18737	RONNEBY	02/15/1956	Active	5	0	0	0.00%	5		15	Y	8				
18738	RYD	11/11/1955	Active	27	0	1	-3.57%	29	8	0	Y		N			\$2,087.61
39886	SAXTORP	05/07/1981	Active	29	0	0	0.00%	30		2	N	None	N	01/2021		




Club Health Assessment for District 101 S through October 2025

			Status	Membership					Reports					Finance		LCIF
Club Number	Club Name	Charter Date	Times in Status Quo in Past 2 Years	Current Member Count **	YTD Members Added	YTD Members Dropped	YTD Net Growth% ***	Member Count 1 Year Ago	Dropped Members Avg.Length of Service	Months Since Membership Update	Current Officers Reported ****	Current President Repeated Term	VP Reported *****	Last Date Reported Service (mm/yyyy)	Account Balance	YTD Donations
18686	SIMRISHAMN	05/13/1957	Active	34	0	0	0.00%	33		1	Y		N	05/2016		
18687	SJÖBO	12/15/1955	Active	27	0	0	0.00%	29		4	Y		N	04/2019		
18689	SKURUP	06/09/1960	Active	48	2	0	4.35%	45		0	Y		N			
18690	SÖDRA SANDBY	03/13/1970	Active	21	2	1	5.00%	21	9	1	Y		N	03/2022		
18742	SÖLVESBORG	05/17/1960	Active	17	1	0	6.25%	17		1	Y		N			
47948	SÖSDALA	12/14/1987	Active	12	0	0	0.00%	13		4	Y		N			
50838	STAFFANSTORP VIKINGEN	07/05/1990	Active	35	1	0	2.94%	26		3	Y	2	R			
18695	SVEDALA	02/25/1960	Active	38	0	0	0.00%	39		2	Y		N			
Exc Award (06/30/2018)																
122617	Sweden "Be the Change"	06/24/2014	Active	6	0	0	0.00%	7		4	Y	13		09/2018		
18744	TINGSRYD	04/12/1967	Active	48	1	1	0.00%	49	58	0	Y		N			
18697	TOLLARP	10/18/1970	Active	22	0	0	0.00%	22		1	Y		N			
18746	TORSÅS	06/03/1969	Active	35	1	1	0.00%	34	32	0	Y		N	06/2015		\$313.14
18745	TRANÅS	06/02/1954	Active	33	10	1	37.50%	27	15	0	Y	3	R			
18700	TRELLEBORG	12/12/1951	Active	19	4	1	18.75%	15	7	0	Y			11/2021		
18701	TYRINGE	11/25/1969	Active	29	1	0	3.57%	32		1	Y	2	R			
18747	UPPVIDINGE	01/16/1968	Active	15	0	0	0.00%	17		4	Y		IP			
18702	VALLÅKRA RYDEBÄCK	02/03/1969	Active(1)	19	0	0	0.00%	18		7	Y	7	R	05/2019		
18749	VÄSTERVIK	04/07/1954	Active	46	0	0	0.00%	39		1	Y	2	R			
29500	VÄXJÖ DACKE	06/19/1974	Active	19	0	1	-5.00%	19	6	1	Y		N			
18703	VELLINGE	05/05/1969	Active	22	0	2	-8.33%	20	7	0	Y	2				
18751	VETLANDA	02/14/1951	Active	21	0	1	-4.55%	32	1	1	Y		N	12/2022		
18752	VIMMERBY	05/25/1954	Active	15	1	2	-6.25%	17	35	0	Y		N	08/2017		
54288	VIMMERBY LINNEA	03/30/1993	Active	18	1	0	5.88%	18		0	Y		N	03/2018		
37837	VINSLÖV	12/21/1979	Active	35	2	0	6.06%	38		1	Y		N			
18753	VIRSERUM	05/08/1959	Active	25	0	0	0.00%	28		1	Y	4				
46731	WÄ	12/22/1986	Active	19	1	0	5.56%	16		0	Y	2	N			
18705	YSTAD	10/06/1952	Active	46	1	1	0.00%	47	4	1	Y		N	12/2021		



Club Health Assessment for District 101 S through October 2025



			Status		Membership					Reports				Finance		LCIF			
Club Number	Club Name	Charter Date	Times in Status Quo in Past 2 Years	Current Member Count **	YTD Members Added	YTD Members Dropped	YTD Net Growth***	Member Count 1 Year Ago	Dropped Members Avg.Length of Service	Months Since Membership Update	Current Officers Reported ****	Current President Repeated Term	VP Reported *****	Last Date Reported Service (mm/yyyy)	Account Balance	YTD Donations			
Clubs Cancelled Previous Fiscal Year – Clubs Cancelled within last 12 months may be reinstated																			
Club Number	Club Name	Charter Date	Current Status*	Cancellation Date															
27995	KALMAR/SKÅLBY	01/31/1974	Cancelled(6*)	04/29/2025															
18692	STAFFANSTORP	05/01/1964	Cancelled(6*)	05/29/2025															
18704	VITTSJÖ BJÄRNUM	11/15/1967	Cancelled(6*)	05/29/2025															
Current Total Clubs Count	YTD New Clubs Count	YTD Cancelled Clubs Count	YTD Net Club Gain	Current Total Members Count	YTD Add	YTD Drop	YTD Net Growth	YTD Net Growth %	Member Count 12 Months Ago	Average Member Count Per Club	% of Clubs with less than 20 members	% No Officer Report in 12 Months	% of Clubs with balance 90+ days	Number of Clubs in Status Quo	% Status Quo Clubs in Financial Suspension	Number of Cancelled Clubs	Average Cancelled Club Age	Members Lost Due to Cancellation	% of Clubs Cancelled for Non-Financial Reasons
79	0	1	-1	2,119	47	40	7	0.33%	2,123	27	30%	0%	3%	0	0%	1	204	1	100%

* - P - Priority Club. Cancellation Reasons: 1-Objectives/conduct, 2-Non-active club, 5-Non-existing club, 6-Disbanding, 7-Merger, 8-Financial Suspension, 9-District/Multiple District Dues.

** Red denotes below 15 active members.

*** Red denotes 20% + loss.

**** Y - all 3 (President, Secretary, Treasurer) club officers reported, N - not all 3 reported.

***** Abbreviation: N-New, IP-Immediate Past, R-Repeat.



Club Health Assessment for District 101 V through October 2025

			Status	Membership						Reports					Finance	LCIF
Club Number	Club Name	Charter Date	Times in Status Quo in Past 2 Years	Current Member Count **	YTD Members Added	YTD Members Dropped	YTD Net Growth% ***	Member Count 1 Year Ago	Dropped Members Avg.Length of Service	Months Since Membership Update	Current Officers Reported ****	Current President Repeated Term	VP Reported *****	Last Date Reported Service (mm/yyyy)	Account Balance	YTD Donations
Clubs more than two years old																
18795	ALINGSÅS	03/28/1956	Active	31	0	0	0.00%	31		3	Y		N			
Exc Award (06/30/2018, 06/30/2023)																
18796	AMNEHÄRAD	01/16/1963	Active	17	0	1	-5.56%	17	47	2	Y		N			
41191	BANKERYD	04/30/1982	Active	32	0	1	-3.03%	36	43	1	Y		N	12/2024		
18797	BJÄRKE	04/06/1964	Active	27	0	0	0.00%	25		7	Y		N	10/2017		
18798	BORÅS	05/26/1955	Active	9	0	0	0.00%	11		1	N			09/2022		
18758	BRÅLANDA	02/09/1955	Active	55	0	2	-3.51%	54	15	2	Y		N			
Exc Award (06/30/2023)																
18650	ELDSBERGA	11/27/1969	Active	5	0	0	0.00%	10		4	Y	3				
18653	FALKENBERG	01/20/1954	Active	25	0	0	0.00%	25		1	N	3		10/2016		
18800	FALKÖPING	11/26/1952	Active	14	0	0	0.00%	14		19	Y	4		08/2019		
84793	FALKÖPING ÄLLA	02/01/2005	Active	22	2	0	10.00%	20		2	Y	2		12/2019		
18762	FÄRGELANDA	11/15/1961	Active	22	0	0	0.00%	20		1	Y		N			
Exc Award (06/30/2023)																
18801	FLOBY	05/06/1958	Active	16	0	0	0.00%	16		5	Y		N	04/2022		
41836	FRISTAD	09/08/1982	Active	25	0	0	0.00%	25		2	Y		N	05/2025		
Exc Award (06/30/2024)																
18711	GISLAVED ANDERSTORP	03/04/1959	Active	54	2	0	3.85%	53		0	Y		N	06/2025	90+ Days	
18715	GNOSJÖ	06/16/1961	Active	32	0	0	0.00%	32		2	Y		N			
55067	GÖTEBORG TUVE SÄVE	11/23/1993	Active	35	0	1	-2.78%	35	3	1	Y	2	R			
18804	GÖTENE	11/22/1955	Active	23	1	1	0.00%	23	36	1	Y			11/2018		
18766	GOTHENBURG GATHENHIELM	05/02/1956	Active	17	0	0	0.00%	19		4	Y	2	R	12/2016		
18776	GULLMAREN	06/08/1967	Active(1)	11	0	0	0.00%	0		4	Y		IP	04/2016		
18717	HABO	10/30/1958	Active	32	0	0	0.00%	32		2	Y		N			
Exc Award (06/30/2017)																
18655	HALMSTAD	11/23/1948	Active(1)	9	0	0	0.00%	8		5	Y	2	N			
18657	HARPLINGE	02/12/1971	Active	18	0	0	0.00%	23		4	Y		N			
18806	HERRLJUNGA	06/21/1966	Active	31	0	1	-3.13%	29	11	2	Y		N	05/2019		



Club Health Assessment for District 101 V through October 2025

			Status	Membership						Reports				Finance	LCIF	
Club Number	Club Name	Charter Date	Times in Status Quo in Past 2 Years	Current Member Count **	YTD Members Added	YTD Members Dropped	YTD Net Growth% ***	Member Count 1 Year Ago	Dropped Members Avg.Length of Service	Months Since Membership Update	Current Officers Reported ****	Current President Repeated Term	VP Reported *****	Last Date Reported Service (mm/yyyy)	Account Balance	YTD Donations
Exc Award (06/30/2018, 06/30/2024)																
18802	HINDÅS	02/01/1957	Active	24	0	0	0.00%	27		0	Y			05/2019		
Exc Award (06/30/2019)																
18808	HJO	05/27/1964	Active	30	3	5	-6.25%	34	15	0	Y		N	04/2022		
18807	HORRED	04/03/1968	Cancelled(6*)	0	0	0	0.00%	14		3	N	None		12/2018		
18803	HOVA	04/28/1966	Active	2	0	0	0.00%	2		14	Y	18				
18713	HUSKVARNA	03/09/1959	Active	15	0	0	0.00%	15		5	Y	2	R	09/2022		
18662	HYLTEBRUK	05/11/1960	Active	15	0	0	0.00%	15		0	Y	2	R			
18809	JÄRPÅS	02/05/1968	Active	19	1	0	5.56%	19		1	Y		N	01/2020		
18810	KARLSBORG	04/04/1956	Active	21	1	0	5.00%	20		3	Y	6		11/2016		
18811	KINNA-SKENE	01/18/1955	Active	15	1	0	7.14%	14		1	Y		N			\$105.37
18812	KVÄNUM	01/12/1956	Active	20	1	0	5.26%	19		1	Y		N	09/2018		
18668	LAHOLM	04/05/1951	Active	34	0	0	0.00%	34		4	Y		N			
18775	LILLA EDET	03/18/1958	Active	19	0	0	0.00%	18		0	Y		N			
18814	LYRESTAD HASSLERÖR	02/06/1970	Active	19	0	0	0.00%	19		3	Y		N	05/2016		
18815	MARIESTAD	02/26/1954	Active	42	0	0	0.00%	43		4	Y			05/2016		
18779	MELLERUD	01/15/1955	Active	11	1	0	10.00%	10		0	Y	7	R	12/2018		
18780	MÖLNDAL	12/04/1956	Active	30	0	0	0.00%	30		5	Y			10/2025		
18761	MUNKEDAL	02/26/1959	Active	6	0	0	0.00%	12		6	Y			12/2023		
18818	NOSSEBRO	11/24/1958	Active	30	0	0	0.00%	30		1	Y	2	N	12/2018		
18782	ORUST	10/10/1970	Active	13	0	2	-13.33%	17	2	1	Y			03/2024		\$526.85
18681	OSKARSTRÖM	05/16/1956	Active	6	0	0	0.00%	9		4	Y	2	R	05/2017		
18783	PARTILLE	04/24/1957	Active	40	0	0	0.00%	41		3	Y		N	06/2019		
48926	REFTELE BREDARYD	10/06/1988	Active	42	0	0	0.00%	42		1	Y	2	N	04/2017		
33438	SÄTILA-HYSSNA	03/14/1977	Active	10	0	0	0.00%	11		3	Y		N			
18685	SIMLÅNGSDALEN	06/01/1964	Active	14	0	0	0.00%	17		4	Y	6	R			
18820	SKARA	11/16/1954	Active	21	2	1	5.00%	20	2	1	Y	7	N	03/2022		
58441	SKARA LISA	06/26/1996	Active	16	0	0	0.00%	19		4	N		N	07/2022		
18821	SKÖVDE	03/28/1952	Active	12	0	0	0.00%	13		9	Y	6				



Club Health Assessment for District 101 V through October 2025

			Membership							Reports				Finance		LCIF			
Club Number	Club Name	Charter Date	Status	Current Member Count **	YTD Members Added	YTD Members Dropped	YTD Net Growth% ***	Member Count 1 Year Ago	Dropped Members Avg.Length of Service	Months Since Membership Update	Current Officers Reported ****	Current President Repeated Term	VP Reported *****	Last Date Reported Service (mm/yyyy)	Account Balance	YTD Donations			
			Times in Status Quo in Past 2 Years																
18822	SKULTORP	01/25/1966	Active	21	0	0	0.00%	21		4	Y								
18741	SMÅLANDSSTENAR	03/27/1961	Active	22	0	1	-4.35%	25	5	3	Y		N	06/2024					
18691	SÖNDRUM-TYLÖSAND	03/21/1963	Active	19	3	0	18.75%	18		1	Y	3	R						
18771	SOTENÄS	10/08/1954	Active	25	0	2	-7.41%	30	14	0	Y	6	R	06/2019		\$2,107.41			
18787	STENUNGSUND	02/25/1959	Active	24	0	0	0.00%	20		4	Y		N	06/2019					
18693	SUSEDALEN	06/12/1973	Active	36	0	0	0.00%	39		4	Y		N	02/2016					
40436	SVANSJÖ	10/21/1981	Active	15	0	0	0.00%	14		0	Y			05/2019		\$3,530.32			
18824	SVENLJUNGA	09/08/1965	Active	31	0	0	0.00%	32		2	Y								
18827	TIBRO	03/30/1955	Active	27	0	0	0.00%	28		1	Y		N						
18825	TIDAHOLM	11/20/1956	Active	43	1	1	0.00%	45	3	0	Y		N	08/2025		\$40.00			
Exc Award (06/30/2023)																			
18789	TJÖRN	04/17/1970	Active	22	0	0	0.00%	23		0	Y	3	N	02/2025					
38071	TORUP	02/06/1980	Active	17	0	0	0.00%	17		6	Y	2							
18829	TRANEMO	02/19/1963	Active	21	0	1	-4.55%	21	4	0	Y			12/2024		\$40.00			
18791	UDDEVALLA	12/16/1952	Active	11	1	0	10.00%	10		1	Y	2		06/2025					
18830	ULRICEHAMN	01/12/1954	Active	29	1	5	-12.12%	31	5	1	Y		N						
18792	VÄNERSBORG	01/14/1954	Active	24	0	1	-4.00%	23	11	1	Y	4	R	03/2019					
18831	VARA	03/15/1966	Active	25	0	0	0.00%	21		4	Y					\$524.70			
18793	VARBERG	01/15/1954	Active	17	0	0	0.00%	18		4	Y								
18832	VÄRGÅRDA	11/23/1965	Active	25	0	3	-10.71%	30	12	1	Y	2	R						
18748	VÄRNAMO	11/06/1953	Active	41	3	0	7.89%	38		0	Y	2	R						
18833	VEDUM	02/27/1963	Active	19	0	0	0.00%	19		12	Y	2	R						
Current Total Clubs Count	YTD New Clubs Count	YTD Cancelled Clubs Count	YTD Net Club Gain	Current Total Members Count	YTD Add	YTD Drop	YTD Net Growth	YTD Net Growth %	Member Count 12 Months Ago	Average Member Count Per Club	% of Clubs with less than 20 members	% No Officer Report in 12 Months	% of Clubs with balance 90+ days	Number of Clubs in Status Quo	% Status Quo Clubs in Financial Suspension	Number of Cancelled Clubs	Average Cancelled Club Age	Members Lost Due to Cancellation	% of Clubs Cancelled for Non-Financial Reasons
70	0	1	-1	1,602	24	29	-5	-0.31%	1,645	23	43%	0%	1%	0	0%	1	57	0	100%



Club Health Assessment for District 101 V through October 2025

			Status		Membership					Reports					Finance	LCIF
Club Number	Club Name	Charter Date	Times in Status Quo in Past 2 Years	Current Member Count **	YTD Members Added	YTD Members Dropped	YTD Net Growth% ***	Member Count 1 Year Ago	Dropped Members Avg.Length of Service	Months Since Membership Update	Current Officers Reported ****	Current President Repeated Term	VP Reported *****	Last Date Reported Service (mm/yyyy)	Account Balance	YTD Donations

* - P - Priority Club. Cancellation Reasons: 1-Objectives/conduct, 2-Non-active club, 5-Non-existing club, 6-Disbanding, 7-Merger, 8-Financial Suspension, 9-District/Multiple District Dues.

** Red denotes below 15 active members.

*** Red denotes 20% + loss.

**** Y - all 3 (President, Secretary, Treasurer) club officers reported, N - not all 3 reported.

***** Abbreviation: N-New, IP-Immediate Past, R-Repeat.